

headlines

Del Norte County 4-H Program

586 G Street
Crescent City, CA 95531
707-464-4711
cedelnorte@ucdavis.edu
Thomas Stratton, 4-H Program Rep.
Jaclyn Bennett, Secretary

July - Aug. 2015

Soup Supper Date Change!!!

Our annual Soup Supper and Country Auction fund raiser will be on January 30th, 2016. 4-H Council decided to change the date of our annual fund raiser because of the many other events occurring around the same time. Our Soup Supper meetings will start up in September. If you have any questions please call Jacki at the 4-H office 707-464-4711.

Upcoming Events

- July 10th Registration due for State Fair 4-H ThrowDown
- July 3rd Office closed - Holiday
- July 4th 4th of July Parade
- July 13th - 17th Office closed
- July 18th Fair Entries due for Livestock
- July 25th Fair Entries due for all other projects
- July 31st End of the year financial forms due
- Aug. 6th - Aug. 7th Office closed - at the Fair
- Aug. 12th - 14th Office closed
- Aug. 21st Record Books due to your Community Club Leader
- Aug. 14th Early registration for WHY Conference due
- Sept. 4th WHY Conference Registration due
- Sept. 21st Achievement Night
- Oct. 2nd - 4th WHY Conference

Record Books DUE!!

August 21st, 2015
To your Community Club Leaders

- Pine Grove: Jacki Bennett 954-8189
- Shamrock: Angela Hanks 951-6633
- Sunrise: Stephanie Alexandre 487-1002
- Wild River: Jan Holiman 487-0398
- Elk Valley Swine: Don Steinruck 487-2100



4th of July Parade

Saturday, July 4th, 2015
Meet at Grace Lutheran Parking Lot
at 8:00 a.m.

Any animals must be parade ready, healthy, and safe!

All participants need to help disassemble the float immediately after the parade.

Wear your 4-H whites with 4-H hat, a 4-H t-shirt or something red, white and blue!

See you there!





Del Norte County Fair

August 6 - August 9, 2015



4-H Division	Entry Forms Due	Entries Received On	Receiving Times
Decorated Cakes	July 25 th	Wed. Aug. 5 th	8:00 a.m. to 8:00 p.m.
Arts & Crafts	July 25 th	Sat. Aug. 1 st & Sun. Aug. 2 nd	10:00 a.m. to 6:00 p.m.
Clothing & Textiles	July 25 th	Sat. Aug. 1 st & Sun. Aug. 2 nd	10:00 a.m. to 6:00 p.m.
Baked Foods & Candy	July 25 th	Wed. Aug. 5 th	8:00 a.m. to 8:00 p.m.
Food Preservation	July 25 th	Sat. Aug. 1 st & Sun. Aug. 2 nd	10:00 a.m. to 6:00 p.m.
Home Furnishings	July 25 th	Sat. Aug. 1 st & Sun. Aug. 2 nd	10:00 a.m. to 6:00 p.m.
Photography	July 25 th	Sat. Aug. 1 st & Sun. Aug. 2 nd	10:00 a.m. to 6:00 p.m.
4-H Other Non-Animal Projects except Plants and Vegetables	July 25 th	Sat. Aug. 1 st & Sun. Aug. 2 nd	10:00 a.m. to 6:00 p.m.
4-H Other Non-Animal Projects Plants and Vegetables	July 25 th	Wed. Aug. 5 th	8:00 a.m. to 8:00 p.m.
4-H Livestock - Beef, Swine, Sheep, Goat, Rabbit & Cavy	July 18 th	Wed. Aug. 5 th	8:00 a.m. (to 8:00 p.m.)
4-H Livestock - Poultry	July 18 th	Wed. Aug. 5 th	12:00 p.m. to 3:00 p.m.
4-H Showmanship	July 18 th	See Premium Book for Show Schedule	

TEN COMMANDMENTS FOR PARENTS OF YOUNGSTERS SHOWING LIVESTOCK

1. Thou shalt not feed, train or care for the animal for thou art trying to teach thy child responsibility.
2. Thou shalt forgive a child for making mistakes in show ring for thou has made mistakes too!
3. Thou shalt not get mad when thy child forgets items in the show box, for one day thou may forget the show box.
4. Thou shalt help the show manager for they are doing a job that thou would not want to do.
5. Thou shalt see that thy child is on time for all Show activities for thou would not want to wait on another.
6. Thou shalt make sure thy child has animals entered and registration papers in order by the designated time.
7. Thou shalt teach the child that winning a blue ribbon is a desirable goal, but making friends along the way is a more worthy goal.
8. Thou shalt not complain about the judge for it is his/her opinion that has been sought.
9. **Thou shalt remember that livestock projects are teaching projects, not necessarily money making projects.**
10. Thou shalt remember that the livestock project is a family project that shall be enjoyed and supported by the entire family.

4-H Dress "Code"

When representing 4-H at an event or at Fair, if you choose to wear the 4-H "Uniform", please remember to wear your 4-H apparel with pride. This includes keeping your shirt tucked in, wearing a belt, and wearing a white shirt having a collar, sleeves, and which buttons down the front. T-shirts are not appropriate to wear as part of your "whites". You do want to look neat and well turned out when representing 4-H. Please contact the 4-H office or your club leader if you still have questions.

Fair Weigh-Ins

If you have a conflict for animal weigh-ins for Fair on August 5th, you will need to present your case before the Auction Committee meeting on July th, at 6:00 p.m., in the Boardroom, Fairgrounds.

Appropriate 4-H Parent Participation


Parents are welcome and appreciated at 4-H events and fairs! Below are a few guidelines for proper 4-H parent participation:

At competitive 4-H events, parents are to respect youth ownership of projects and allow their child to complete his/her own project.

Parents are to provide encouragement and support, allowing their child to experience the process of 4-H, no matter the outcome.

Parents are to encourage their child to do their best, not to be better than someone else.

Parents can be proactive in their child's 4-H experience while being respectful of youth and adult.



4-H HAT ETIQUETTE

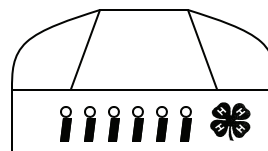
1. The green hat is to be worn by grade school 4-H members and the white hat is worn by 4-H members when entering and attending high school. Service stripes are sewed on behind and in line with the 4-H emblem. Use white stripes for the green hat and green stripes for the white hat. Year pins are fastened at the top of the service stripes in order with the first year nearest to the clover. Gold stripes in lieu of green or white stripes are worn to show a year completed as a junior/teen leader and a completed year of club work.
2. The star of highest rank (bronze, silver, gold, all-star) is worn on the left front.
3. The Hi 4-H emblem is worn behind the star if you are a Hi 4-H member.
4. Wear the junior/teen leader emblem as long as you are a junior/teen leader. If you drop the project, you remove the emblem but leave on the gold junior/teen leader service stripes which you earned. This emblem is worn behind the Hi 4-H emblem or behind the star.
5. Wear county medals (national award medals, judging medals, demonstration medals, guide dog medals, etc.) on the left rear side. DO NOT wear celluloid pins, ribbons, convention badges or other similar regalia on you cap. Keep these in a scrapbook.

FOR GIRLS: Regard the 4-H cap as another hat that a girl might wear. It may be worn at club meetings, public gatherings and in church. It is always worn while participating in a 4-H event.

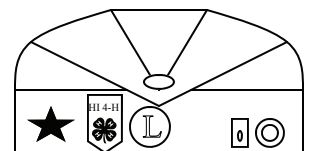
FOR BOYS: The cap should not be worn in church, at meals, or at any other time a hat would not be appropriate. The cap should not be worn at memorial services, indoors or outdoors, unless the boy is serving as a color guard.

Boys serving as color guards wear caps until the flags have been placed, and they have been seated.

In saluting the American flag, the cap is removed and held in the right hand over the heart.



RIGHT SIDE



LEFT SIDE

Record Books - Purpose

4-H Record Books serve a variety of purposes in the California 4-H Youth Development Program. While society has changed, so have the goals of 4-H record-keeping. 4-H Record Books allow 4-H members to reflect on their yearly work completed as well as maintain records of project and club work. 4-H members demonstrate growth and measure achievements across their years in 4-H.

In record-keeping, 4-H members develop the following life skills:

- * Maintaining records of 4-H project and club work and school and community activities.
- * Keeping personal and business records
- * Improving communication with other people
- * Learning time management and organizational skills
- * Learning responsibility and developing goal setting skills

4-H Record Books are an educational component of the 4-H Youth Development Program.

2015 State Fair

4-H Throwdown

July 15, 2015 - Junior Division

Themes: Everything Sandwich,
Final Round-Outdoor Movie Night

July 22, 2015 - Senior Division

Themes: Pack a Picnic,
Final Round-Le Tour de France

Like to cook? All California 4-H members are invited to participate in the 4-H Cooking ThrowDown at the CA State Fair. We will have 2 days of FUN cooking challenges.

Teams will consist of 3 youth. Each round will have a secret ingredient. Each team must prepare an appetizer, main course, and dessert. Each course must include and focus on the secret ingredient. Each team will have 15 minutes to prep and then 60 minutes to cook a three course meal. A panel of judges will taste all courses prepared and the winners of each round will then compete at 4:00 p.m. each day to determine the daily 4-H Throwdown Champion!

Read rules and register: [http://4h.ucanr.edu/4-H Events/](http://4h.ucanr.edu/4-H%20Events/)

The University of California prohibits discrimination against or harassment of any person on the basis of race, color, national origin, religion, sex, physical or mental disability, medical condition (cancer-related or genetic characteristics), ancestry, marital status, age, sexual orientation, citizenship, or status as a covered veteran (special disable veteran, Vietnam-era veteran or any other veteran who served on active duty during a war or in a campaign or expedition of which a campaign badge has been authorized). University policy is intended to be consistent with the provisions of applicable State and Federal laws. Inquiries regarding the University's nondiscrimination policies may be directed to the Affirmative Action/Staff Personnel Services Director, University of California, Agriculture and Natural Resources, 1111 Franklin, 6th Floor, Oakland, CA 94607-5200 (510) 987-0096. Those requiring special accommodations to attend any of these events are encouraged to contact the Del Norte County 4-H Extension Office, (707) 464-4711.

Del Norte 4-H Program
586 G Street
Crescent City, CA 95531



4-H Family Newsletter
one per address, please share

4-H Volunteer Leader Appointments

Dorina Espinoza

UC Healthy Families and Communities Advisor

Hello UC 4-H Adult Volunteers,

Another year of the UC 4-H Youth Development Program (YDP) is beginning. This program thrives when a supportive and cooperative relationship exists with UC 4-H YDP youth, adult volunteers, other program stakeholders, and UC 4-H YDP staff. A large part of our success rides on the positive and generous contributions of you, the UC 4-H Adult Volunteer. The UC 4-H YDP could not accomplish its goals, mission, and objectives without you. It is because of great volunteers that we can have such a positive and lasting impact on our youth.

I want you to be aware that I greatly appreciate the investment you make of time and expertise. I take your contributions as a UC 4-H YDP Volunteer seriously and want this to be a positive experience for you and for the 4-H Youth Development Program. As we get to know each other better I hope to learn where the greatest needs are to support you in your UC 4-H YDP Volunteer role.

Adult volunteers are appointed for a one year term and reviewed annually. Annual reappointment is required for an adult volunteer to remain active. The reappointment criteria is listed briefly below and fully in the state 4-H policy manual (<http://4h.ucanr.edu/Administration/Policies/Chapter6>) (please read and review). Only those volunteers adhering to the criteria will be reappointed. Reappointed volunteers will receive a confirmation letter and leader card that states the term of the appointment. Adult volunteers who are not reappointed will be sent a letter indicating that their services are no longer needed.

I look forward to an outstanding 4-H year, receiving your leader enrollment forms and getting to know you better through this reappointment process. Please contact me with any questions or concerns as well as suggestions for "making the best better" as we work together in our UC 4-H YD Program!

Adult Volunteer Appointment and Reappointment Process:

Adult volunteer appointments are valid for one (1) year, with a six month overlap process for reappointments.

Adult Volunteer Application Process for Appointment and Reappointment:

Adult volunteers are independently and personally responsible for annually submitting the 4-H Adult Volunteer Application. The application includes:

- 4-H Adult Volunteer Application Form
- Waiver of Liability
- Adult Volunteer - Confidential Self Disclosure Form
- Adult Volunteer Treatment Authorization and Health History Form
- Adult Volunteer Code of Conduct
- Background Screening Process - Live Scan (required first year)
- UC 4-H Adult Volunteer Orientation (required first year)

Review of Reappointment:

Reappointments are required and reviewed and renewed or denied on an annual basis by the County Director in consultation with UC 4-H YDP staff. Review and renewal is based on:

Completing and submitting the reappointment material.

The adult volunteer's quality of service and previous performance, specifically including demonstration of a supportive and cooperative relationship with UC 4-H YDP youth, adult volunteer peers, clientele, other program stakeholders, and UC 4-H YDP staff; and adherence to the programmatic goals, code of conduct and core values established by the UC 4-H YDP.

County UC 4-H YDP needs.

After reviewing and determining a re-appointment is made, the County Director shall:

Issue an official signed 4-H Volunteer Appointment Cards that states the 1-year term and the responsibilities of the appointment, and

Issue a letter outlining the parameters and limitations of the appointment, to include limitations to UC general and automobile liability insurance coverage and the requirement of having two volunteers/adults present at all times while conducting 4-H activities and events.

Failure to Reapply as an Adult Volunteer (Break in Service):

Adult volunteers who do not annually reapply to continue as an adult volunteer according to the above described requirements will be considered "resigned." In addition, adult volunteers may independently resign from the UC 4-H YDP at any time.

Understanding the PDR - Part 3

By Codie Hart, 4-H Leader

The next four pages of the PDR are the places where the member enters the details of the 4-H experience for this past 4-H year. Each box on the next four pages has a "Total", or "Total Number" for each type of experience. This is the number that will be entered in the Total This Year box back on the Star Ranking page. All of the boxes work the same way, but there are some minor differences. We'll look at each box.

Box number one is the record of projects completed this least 4-H year. A member needs to have attended 80% of all of the meetings for each project to complete it, and must have a Project Form signed by the Project Leader included in their 4-H Book. In the header of this box, is the same information that will be recorded on the Star Ranking sheet. For each project, the member must, on the right side of the box, record the total number of meetings held, the number they attended by the number of meeting held. For instance, if there were eight meetings, and the member attended seven, the member would divide seven by eight. The result would be .875. Rounding up, this would be 88% (move the decimal two places to the right. If there is a third number round up if it is 5 or more. Otherwise just use the first two numbers). This box also calls for an "average". To find that add all the percent numbers together, and divide by the number of entries. For instance, if a member completed two projects, and had 88% attendance at one and 95% attendance at the other, the member would add 88 and 95 for a total of 183. Divide by two (there were two numbers), and the result is 92%. This is the number that goes in the "Average" box.

The next box you encounter is the "level" box, and it applies to all of the remaining categories form 2 - 8. The "level" has to do with where the member got the skill or activity they are recording. Most 4-Hers get experience at the first 5 levels, and in the course of a 4-H year, all members will be afforded opportunities at these first 5 levels. The levels are:

- "I" - this is the individual level, and all experiences related to a 4-H project, a school activity, or other personal experience (like band, dance, sports, etc.) are "I" level experience.
- "L" - this is experience the member gains as a part of the 4-H Club that they belong to. Things like working on a Club committee, or helping the Club do something are counted here.
- "C" - this experience is that which is gained doing something at the County level - for instance participating in a County 4-H fund raiser, working at a County level event like Presentation Day, or giving a Presentation at that level.
- "M" - this experience is gained by working at a Sectional (sometimes called "Regional") level—for instance working at the annual Sectional Presentation Day as a Room Monitor, or giving a Presentation at that level.
- "S" - this is experience at the State level. This would include working at a State level event, or giving a Presentation at that level.
- "N" - These are opportunities for motivated 4-Hers. Being a 4-H State Ambassador is a great way to get this level of experience. Typically this is experience that must be part of a long term goal for a 4-Her, and requires dedication and a great deal of work and involvement in 4-H. Your Community Club Leader, your 4-H County Council, or your County 4-H Program Rep. can help a 4-Her to plan for and achieve this level.
- "G" - 4-H is a global community. There are 4-H clubs in many countries around the world, and it is possible for some 4-Hers to participate at this level. Again, this would be the result of years of planning, and focused work.

Understanding the PDR Last Part

By Codie Hart, 4-H Leader

For all of the remaining pages in the PDR, your Community Club Leader, or your County 4-H Advisor can help the member to determine which specific experience to put in each box. Included with this newsletter is a directory of which experiences goes in which box. This handy document is also available on the County 4-H website, or from the U.C. Office at the fairgrounds. We will look at each category to see the types of experience that would count for each category. There are specific criteria for each kind of experience that must be met in order to list it. Again, your CCL, County 4-H Program Rep or the directory mentioned can help the member to determine if some specific experience qualifies.

Box number two lists Project Skill Activities. Again the totals are listed in the header. This box is where a member will note the things they did as a member of a project. Examples would be exhibited or showmanship. The bottom of the box allows a member to count up to two instances of a project skill demonstrated outside 4-H. Examples would be showing at a "jackpot" show, or exhibiting something made in a project in a venue outside of 4-H.

Box three is a list of 4-H events attended during the year. For example, events might include Achievement Night, Presentation Day, Home Ec Day, or some types of trainings.

Box four list Leadership Development. Some things that might go in this box are: Acting as the Chairperson for a committee or activity, or working at a Club, Sectional or State event. Here again the 4-Her may list activities outside of 4-H (Class Officer, Team Captains, Junior Instructors, etc.)

Box five is Citizenship and Community Service. 4-Hers get a lot of opportunity to gain experience here. Some examples are; volunteering with 4-H at a community event or working with the Club to beautify, clean or help the community. There is an opportunity to list this type of service outside of 4-H as well.

Box six is for Communication Skills. This is VERY important category, as it is a requirement for each Star Rank. This may be the single most important skill that 4-H teaches ALL members. Entries here may include speeches, demonstrations, presentations and performance of all types at all levels. Here again, there is an opportunity to list experience outside 4-H.

Box seven is Honors/Recognition. Examples are Gold or Silver medals, or other "Top Awards". Again, a member may include such experience outside 4-H.

The last box is number eight. This is Lifestyle Experience, and it is the only category that does not limit experience outside 4-H. Examples are: choir, sports, band, other youth organizations, drama, etc.

It is important to remember that each type of experience and each instance of experience must fall within the criteria for the category the member places it in. If you are in doubt, speak to your Community Club Leader or the County 4-H Program Rep. before submitting the PDR. It can be heart-breaking for a member to be counting on a Star Rank only to find out that the experience they listed doesn't count, or is listed in the wrong place. Each instance of experience can only be counted ONCE in the PDR. For instance, if a member give a "Command Performance" at Sectional Presentation Day, they may count that experience in category six, or in category seven, but NOT in both. In most cases, the member may count both attendance at an event AND an award won at the event separately. If you are unsure, please ask!

I hope this explanation of the PDR will take some of the mystery out of the form. Members will find it MUCH easier to fill the form out if they pay attention throughout the year to what they are doing and where they are going. It may help to keep a 4-H diary that lists every event, project or participation a member has during the year. If a member is headed out the door for ANYTHING that has to do with 4-H, they should note it in the diary. This (coupled with the directory mentioned earlier) will take ALL the guesswork out of completing the PDR!

WHY Conference 2015 "Ignite the Spark" T-Shirt Logo Contest

Design due date no later than
August 3rd, 2015.

The winner of the Logo Design will win
the registration fees to WHY
Conference 2015.

Rules for the T-Shirt Contest:

1. The logo must be your original design.
2. The logo must be drawn or computer designed.
3. The design must represent the 2-15 WHY Conference theme.
4. There must be a 4-H clover in the design.
5. The design must be one color.
6. One design per 4-H member.
7. Design to be submitted via email to code34me@live.com
8. Please send logo in a jpg. Format.
9. If you have any question please call Lisa Adler 530-249-1108.

"Ignite the Spark" WHY Conference

Do you want a fun filled, action packed weekend filled with leadership and social networking? The WHY Conference is the place for you. Come meet new friends and "Ignite your Spark" with teens from 19 North Section Counties.

Early Registration due August 14th, 2015 (\$80),
registration deadline September 4th, 2015 (\$95).
For more information contact the Del Norte 4-H
office or: [http://4h.ucanr.edu/4-H_Events/
Sectional/](http://4h.ucanr.edu/4-H_Events/Sectional/)



HUMBOLDT-DEL NORTE 4-H SUMMER CAMP

As school is out for most of us and summer plans are underway, I would like to remind everyone that 4-H is offering a summer camp! We are going to be camping at Maple Creek July 14-July 17. We have some great activities planned to go with our "Journey Through the Jungle" theme.

The cost for campers is \$100.00, the price includes a sweat-shirt. Registration is partially completed through the County website: http://cehumboldt.ucanr.edu/4-H_Program_270/4-H_Program_-_Del_Norte_County/. The camp rules and medical forms must be printed and sent in with payment. Teen counselors are needed, ages 16 and older and/or having completed the 9th grade. The counselor fee is \$50.00. Camp starts on July 13th at 1:00 for teen staff. Camp is designed for kids ages 9 and up. **Our deadline to sign up is June 30th.** We encourage everyone to check out the link below for more information. Looking forward to seeing everyone at camp this year.

